

EXTERIOR SIGNAGE NOTES	
①	NOTES AT 15' SCALE APPLICABLE. OTHER NOTES DESCRIBED PREVIOUSLY WITH THIS SHEET.
②	NOTES DESCRIBED PREVIOUSLY WITH THIS SHEET. FOR DETAILS REFER TO THE DRAWING AND NOTES SHOWN ON THE DETAILS.

SQUARE FOOTAGES	CEILING HEIGHTS
BLDG. TOTAL 15,188	SHOWROOM 12'-0"
DISHWASH 11,703	BAR/GAIN 12'-0"
SHOWROOM 11,049	C.S. AREA 12'-0"
BAR/GAIN 654	OFFICE 12'-0"
WAREHOUSE 1,538	RESTROOMS 8'-0"
MISC. 1,947	BREAKROOM 8'-0"
COOLED AEROS 13,222	WAREHOUSE 18'-0"
	SECURITY NONE
	DOCK CANOPY NONE
	DOCK HGT. 0'-4 1/2"

**FARMERS  
home  
FURNITURE**

**DAYTON, TENNESSEE**  
200 Able Drive 37391

1.	SITE PLAN	
2.	EXISTING CONDITIONS	
3.	DEMOLITION	
4.	NEW CONSTRUCTION	
5.	DIMENSION	
6.	ELEVATIONS	
7.	ELEVATIONS CONT.	
8.	ELEVATIONS CONT.	
9.	ELEVATIONS CONT.	
10.	SPECIFICATIONS	
11.	ELECTRICAL	
12.	REFLECTED CEILING	
13.	FLOOR FINISH	
14.	EXTERIOR SIGNAGE	●
15.	INTERIOR SIGNAGE	
16.	EXTERIOR PAINT	
17.	INTERIOR PAINT	
18.	PLUMBING	
19.	HVAC	
20.	SCHEDULES	
21.	LIFE SAFETY	

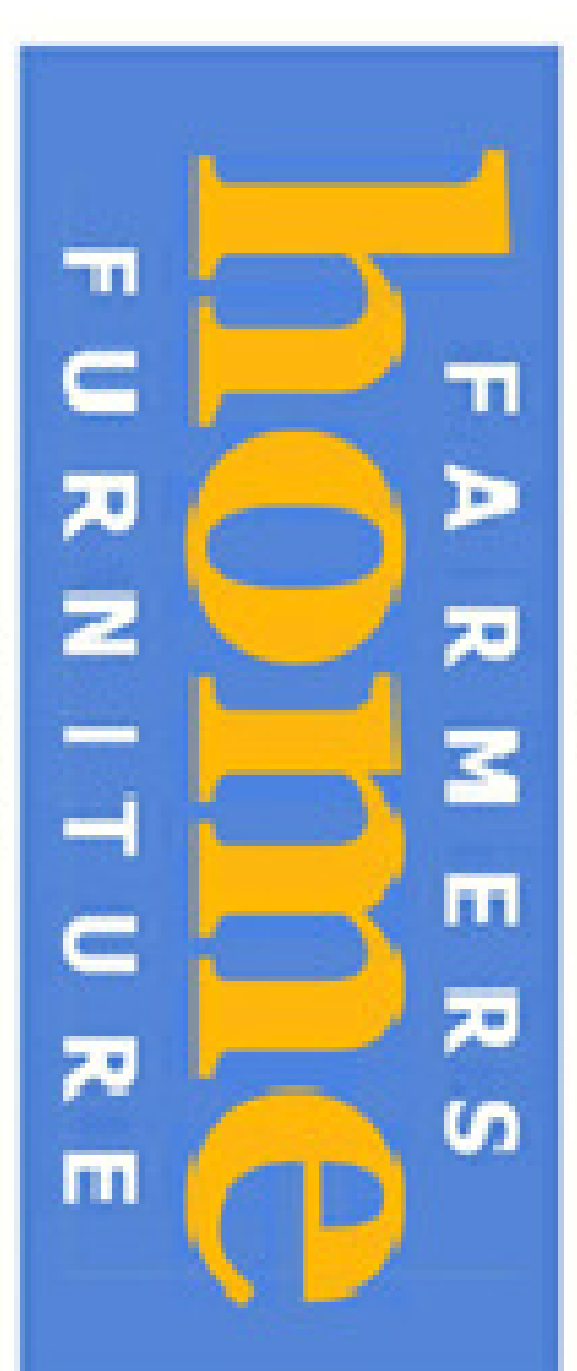
Project/Drawn by: **MONIQUE L. BILLUPS**  
CAD DESIGN COORDINATOR  
1851 TELFAIR ST.  
DUBLIN, GA 31021  
(478) 275-5279 ph.  
(478) 275-5246 fax

Sheet Title  
**EXTERIOR SIGNAGE**

Revision: \_\_\_\_\_ Sheet: \_\_\_\_\_  
Date: **DEC.10.2015**  
Scale: **3/32" = 1'-0"**

**14**

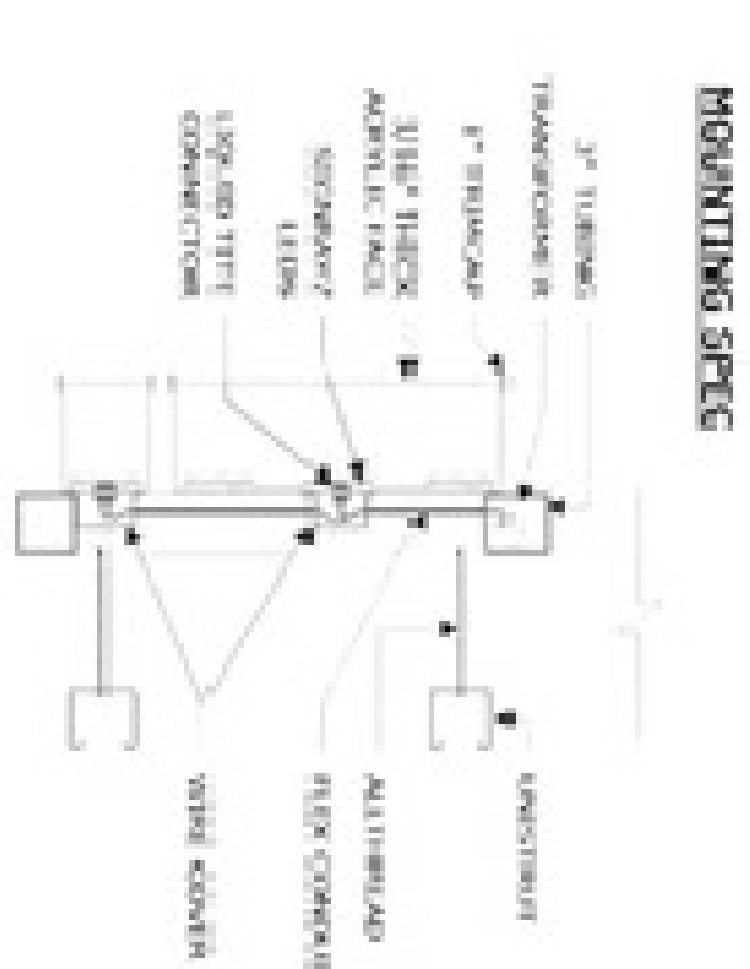
Provided by Farmers Home Furniture



90 SQ. FT.


PHS 2718 C    PHS 1235 C    PHS 7028

15'




**MOUNTING SPEC**

3" TUBING  
TRANSOM BR  
1" BRACKET  
3/16" HOLE  
ANCHOR BOLT  
SECURELY  
TIGHTEN  
W/ TORQUE  
WRENCH  
MINIMUM  
1/2" CLEARANCE  
BETWEEN  
SIGNALS  
AND  
STRUCTURE  
W/ 1/2" CLEARANCE  
BETWEEN  
SIGNALS  
AND  
STRUCTURE



1



2